

National Bureau of Economic Research

Personnel Action Form (Casual Hourly Research Assistant Version)

Please use <http://www.nber.org/sendthisfile> to electronically send payroll forms securely to the NBER.

Personal Information :

Last name, first name, middle initial : Paserman, Jonathan

Current Address: 56 Browne Street, Brookline, MA 02446

Home Telephone Number : 857-272-0189

Email Address (required) : ypaserma@bu.edu

Permanent Address and phone #:
(if different from your current address) _____

Status: Graduate Student Undergraduate Student Other

Position Information :

Job Title : Assistant for Summer Webinar

Supervisor's Name : David Jan

Expected Hours of Work per Week: 25

Work Location (City, State and Zip Code) Cambridge, MA, 02139

Work Telephone Number: _____

Effective Date : 7/6-7/25

Hourly Rate of Pay: 25\$/hr

Grant Allocation :

NBER Account Number(s)	Project Name(s)	% of Effort	Project Termination Date

NSF Grants:

Date Completed Responsible Conduct of Research Training: _____
(See attached memo for additional information.)

Statistical Data:

Please complete below and the attached self-identification forms. This information is requested to enable compliance with Federal and State regulations and will be held in strict confidence.

Date of Birth: 09/24/1999

Country of Citizenship: USA

Visa type (if applicable): _____

Visa end date: _____

I would like my paychecks:

deposited directly into my bank account sent to my current address held at the NBER

I would like my paystubs:

held at NBER sent to my current address

I have read and received the Statement Regarding the NBER Electronic Disclosures of Plan Information (the Statement) included in this packet. I fully understand the Statement. I consent to receiving the type of documents described in the Statement by electronic means at the email address above. I understand that if my email address changes, I must promptly notify the NBER by going to http://www.nber.org/prefs/change_info.pl. I confirm that I have the ability to access information in the electronic form described in the Statement. I understand that I will receive copies of the types of documents described in the Statement only in the electronic form described there unless I exercise my right to affirmatively request a paper copy of such document in the manner described in the Statement. I understand that I can withdraw this consent at any time by going to [nber.org/edpi](http://www.nber.org/edpi) and providing my name, mailing address and email address.

I choose to receive this information by email. I choose to receive this information by paper mail.

Research Assistant's Signature:

I understand that I am an employee at will and that my employment may be terminated at any time by either myself or the NBER. Under no circumstance will my employment continue beyond the termination date of the grant listed in the Grant Allocation Section of this form. I understand that it is my responsibility to update the NBER with any address changes so that I will receive my W-2 in a timely fashion. I acknowledge receipt of the information in the new hire packet, including the Drug Free Workplace Policy and the Marketplace Exchange Notice.

Yonatan Paserman Digitally signed by Yonatan Paserman
Date: 2020.06.23 00:47:28 -04'00'

6/23/2020

Research Assistant's Signature

Date

Approval Signatures :

Project Director(s) : _____ Date : _____

Office of the President: _____ Date: _____

If you would prefer to return the materials electronically, please send them through this secure website

<http://www.nber.org/sendthisfile/>

Please do not return the forms via regular email.

NBER Employee Invitation to Self-Identify

This company is subject to Executive Order 11246, as amended, which requires Federal contractors to ensure that applicants are employed and that employees are treated during employment without regard to their race, color, religion, sex, or national origin. We are therefore requesting information about the race and gender of our applicants in order to comply with government reporting requirements and in order to ensure equal employment opportunity.

Employee Name: Jonathan Paserman Date: 6/23/2020

Gender

- Male
 Female
 I decline to identify my gender.

Ethnicity

- Hispanic or Latino - a person of Cuban, Mexican, Puerto Rican, South or Central American, or other Spanish culture or origin regardless of race.
 Not Hispanic or Latino
 I decline to identify my ethnicity.

Race

- American Indian or Alaska Native (Not Hispanic or Latino): a person having origins in any of the original peoples of North and South America (including Central America), and who maintain tribal affiliation or community attachment.
 Asian (Not Hispanic or Latino): a person having origins in any of the original peoples of the Far East, Southeast Asia, or the Indian Subcontinent, including, for example, Cambodia, China, India, Japan, Korea, Malaysia, Pakistan, the Philippine Islands, Thailand, and Vietnam.
 Black or African American (Not Hispanic or Latino): a person having origins in any of the black racial groups of Africa.
 Native Hawaiian or Other Pacific Islander (Not Hispanic or Latino): a person having origins in any of the peoples of Hawaii, Guam, Samoa, or other Pacific Islands.
 White (Not Hispanic or Latino): a person having origins in any of the original peoples of Europe, the Middle East, or North Africa.
 Two or More Races (Not Hispanic or Latino): all persons who identify with more than one of the above five races.
 I decline to identify my race.

If you choose not to self-identify your race/ethnicity and/or gender, the federal government requires the NBER to determine this information by visual survey and/or by using other available information.

This company is also subject to the Vietnam Era Veterans' Readjustment Assistance Act of 1974, as amended by the Jobs for Veterans Act of 2002, 38 U.S.C. 4212 (VEVRAA), which requires Government contractors to take affirmative action to employ and advance in employment veterans in the following classifications:

- A "disabled veteran" is one of the following:
 - a veteran of the U.S. military, ground, naval or air service who is entitled to compensation (or who but for the receipt of military retired pay would be entitled to compensation) under laws administered by the Secretary of Veterans Affairs; or

- a person who was discharged or released from active duty because of a service-connected disability.
- A "recently separated veteran" means any veteran during the three-year period beginning on the date of such veteran's discharge or release from active duty in the U.S. military, ground, naval, or air service.
- An "active duty wartime or campaign badge veteran" means a veteran who served on active duty in the U.S. military, ground, naval or air service during a war, or in a campaign or expedition for which a campaign badge has been authorized under the laws administered by the Department of Defense.
- An "Armed forces service medal veteran" means a veteran who, while serving on active duty in the U.S. military, ground, naval or air service, participated in a United States military operation for which an Armed Forces service medal was awarded pursuant to Executive Order 12985.

If you believe you belong to any of the categories of protected veterans listed above, please indicate by checking the appropriate box below. As a Government contractor subject to VEVRAA, we request this information in order to measure the effectiveness of the outreach and positive recruitment efforts we undertake pursuant to VEVRAA.

I BELONG TO THE FOLLOWING CLASSIFICATIONS OF PROTECTED VETERANS (CHOOSE ALL THAT APPLY):

- DISABLED VETERAN
- RECENTLY SEPARATED VETERAN
- ACTIVE WARTIME OR CAMPAIGN BADGE VETERAN
- ARMED FORCES SERVICE MEDAL VETERAN

- I am a protected veteran, but I choose not to self-identify the classifications to which I belong.
- I am NOT a protected veteran

If you are a disabled veteran it would assist us if you tell us whether there are accommodations we could make that would enable you to perform the essential functions of the job, including special equipment, changes in the physical layout of the job, changes in the way the job is customarily performed, provision of personal assistance services or other accommodations. This information will assist us in making reasonable accommodations for your disability.

Submission of this information is voluntary and refusal to provide it will not subject you to any adverse treatment. The information provided will be used only in ways that are not inconsistent with the Vietnam Era Veterans' Readjustment Assistance Act of 1974, as amended. The information you submit will be kept confidential, except that (i) supervisors and managers may be informed regarding restrictions on the work or duties of disabled veterans, and regarding necessary accommodations; (ii) first aid and safety personnel may be informed, when and to the extent appropriate, if you have a condition that might require emergency treatment; and (iii) Government officials engaged in enforcing laws administered by the Office of Federal Contract Compliance Programs, or enforcing the Americans with Disabilities Act, may be informed.

Voluntary Self-Identification of Disability

Form CC-305
OMB Control Number 1250-0005
Expires 1/31/2020
Page 1 of 2

Why are you being asked to complete this form?

Because we do business with the government, we must reach out to, hire, and provide equal opportunity to qualified people with disabilities.¹ To help us measure how well we are doing, we are asking you to tell us if you have a disability or if you ever had a disability. Completing this form is voluntary, but we hope that you will choose to fill it out. If you are applying for a job, any answer you give will be kept private and will not be used against you in any way.

If you already work for us, your answer will not be used against you in any way. Because a person may become disabled at any time, we are required to ask all of our employees to update their information every five years. You may voluntarily self-identify as having a disability on this form without fear of any punishment because you did not identify as having a disability earlier.

How do I know if I have a disability?

You are considered to have a disability if you have a physical or mental impairment or medical condition that substantially limits a major life activity, or if you have a history or record of such an impairment or medical condition.

Disabilities include, but are not limited to:

- Blindness
- Autism
- Bipolar disorder
- Post-traumatic stress disorder (PTSD)
- Deafness
- Cerebral palsy
- Major depression
- Obsessive compulsive disorder
- Cancer
- HIV/AIDS
- Multiple sclerosis (MS)
- Impairments requiring the use of a wheelchair
- Diabetes
- Schizophrenia
- Missing limbs or partially missing limbs
- Intellectual disability (previously called mental retardation)
- Epilepsy
- Muscular dystrophy

Please check one of the boxes below:

- YES, I HAVE A DISABILITY (or previously had a disability)
- NO, I DON'T HAVE A DISABILITY
- I DON'T WISH TO ANSWER

Jonathan Paserman

Your Name

6/23/2020

Today's Date

Voluntary Self-Identification of Disability

Form CC-305
OMB Control Number 1250-0005
Expires 1/31/2020
Page 2 of 2

Reasonable Accommodation Notice

Federal law requires employers to provide reasonable accommodation to qualified individuals with disabilities. Please tell us if you require a reasonable accommodation to apply for a job or to perform your job. Examples of reasonable accommodation include making a change to the application process or work procedures, providing documents in an alternate format, using a sign language interpreter, or using specialized equipment.

¹ Section 503 of the Rehabilitation Act of 1973, as amended. For more information about this form or the equal employment obligations of Federal contractors, visit the U.S. Department of Labor's Office of Federal Contract Compliance Programs (OFCCP) website at www.dol.gov/ofccp.

PUBLIC BURDEN STATEMENT: According to the Paperwork Reduction Act of 1995 no persons are required to respond to a collection of information unless such collection displays a valid OMB control number. This survey should take about 5 minutes to complete.



Employment Eligibility Verification
Department of Homeland Security
U.S. Citizenship and Immigration Services

USCIS
Form I-9
 OMB No. 1615-0047
 Expires 10/31/2022

▶ START HERE: Read instructions carefully before completing this form. The instructions must be available, either in paper or electronically, during completion of this form. Employers are liable for errors in the completion of this form.


ANTI-DISCRIMINATION NOTICE: It is illegal to discriminate against work-authorized individuals. Employers **CANNOT** specify which document(s) an employee may present to establish employment authorization and identity. The refusal to hire or continue to employ an individual because the documentation presented has a future expiration date may also constitute illegal discrimination.

Section 1. Employee Information and Attestation *(Employees must complete and sign Section 1 of Form I-9 no later than the first day of employment, but not before accepting a job offer.)*

Last Name (Family Name) Paserman		First Name (Given Name) Jonathan		Middle Initial N/A	Other Last Names Used (if any) N/A	
Address (Street Number and Name) 56 Browne Street			Apt. Number 1	City or Town Brookline		State MA
Date of Birth (mm/dd/yyyy) 09/24/1999		U.S. Social Security Number 030 - 82 - 5974		Employee's E-mail Address ypaserma@bu.edu		Employee's Telephone Number (857) 272-0189

I am aware that federal law provides for imprisonment and/or fines for false statements or use of false documents in connection with the completion of this form.

I attest, under penalty of perjury, that I am (check one of the following boxes):

<input checked="" type="checkbox"/> 1. A citizen of the United States	<p align="center">QR Code - Section 1 Do Not Write In This Space</p> 
<input type="checkbox"/> 2. A noncitizen national of the United States (See instructions)	
<input type="checkbox"/> 3. A lawful permanent resident (Alien Registration Number/USCIS Number): N/A	
<input type="checkbox"/> 4. An alien authorized to work until (expiration date, if applicable, mm/dd/yyyy): N/A Some aliens may write "N/A" in the expiration date field. (See instructions)	
<p><i>Aliens authorized to work must provide only one of the following document numbers to complete Form I-9: An Alien Registration Number/USCIS Number OR Form I-94 Admission Number OR Foreign Passport Number.</i></p> <p>1. Alien Registration Number/USCIS Number: N/A</p> <p align="center">OR</p> <p>2. Form I-94 Admission Number: N/A</p> <p align="center">OR</p> <p>3. Foreign Passport Number: N/A</p> <p>Country of Issuance: N/A</p>	

Signature of Employee	Today's Date (mm/dd/yyyy)
-----------------------	---------------------------

Preparer and/or Translator Certification (check one):

I did not use a preparer or translator. A preparer(s) and/or translator(s) assisted the employee in completing Section 1.
(Fields below must be completed and signed when preparers and/or translators assist an employee in completing Section 1.)

I attest, under penalty of perjury, that I have assisted in the completion of Section 1 of this form and that to the best of my knowledge the information is true and correct.

Signature of Preparer or Translator		Today's Date (mm/dd/yyyy)	
Last Name (Family Name)		First Name (Given Name)	
Address (Street Number and Name)		City or Town	State
			ZIP Code

STOP *Employer Completes Next Page* STOP




Employment Eligibility Verification
Department of Homeland Security
U.S. Citizenship and Immigration Services

USCIS
Form I-9
 OMB No. 1615-0047
 Expires 10/31/2022

Section 2. Employer or Authorized Representative Review and Verification

(Employers or their authorized representative must complete and sign Section 2 within 3 business days of the employee's first day of employment. You must physically examine one document from List A OR a combination of one document from List B and one document from List C as listed on the "Lists of Acceptable Documents.")

Employee Info from Section 1	Last Name (Family Name) Passerman	First Name (Given Name) Jonathan	M.I. N/A	Citizenship/Immigration Status 1
-------------------------------------	---	--	--------------------	--

List A Identify and Employment Authorization	OR	List B Identity	AND	List C Employment Authorization
Document Title U.S. Passport		Document Title N/A		Document Title N/A
Issuing Authority U.S. Department of State		Issuing Authority N/A		Issuing Authority N/A
Document Number 555244493		Document Number N/A		Document Number N/A
Expiration Date (if any) (mm/dd/yyyy) 01/11/2027		Expiration Date (if any) (mm/dd/yyyy) N/A		Expiration Date (if any) (mm/dd/yyyy) N/A
Document Title N/A		Additional Information		QR Code - Section 2 Do Not Write In This Space 
Issuing Authority N/A				
Document Number N/A				
Expiration Date (if any) (mm/dd/yyyy) N/A				
Document Title N/A				
Issuing Authority N/A				
Document Number N/A				
Expiration Date (if any) (mm/dd/yyyy) N/A				

Certification: I attest, under penalty of perjury, that (1) I have examined the document(s) presented by the above-named employee, (2) the above-listed document(s) appear to be genuine and to relate to the employee named, and (3) to the best of my knowledge the employee is authorized to work in the United States.

The employee's first day of employment (mm/dd/yyyy): _____ (See instructions for exemptions)

Signature of Employer or Authorized Representative		Today's Date (mm/dd/yyyy)	Title of Employer or Authorized Representative	
Last Name of Employer or Authorized Representative	First Name of Employer or Authorized Representative		Employer's Business or Organization Name	
Employer's Business or Organization Address (Street Number and Name)		City or Town	State	ZIP Code

Section 3. Reverification and Rehires (To be completed and signed by employer or authorized representative.)

A. New Name (if applicable)			B. Date of Rehire (if applicable)	
Last Name (Family Name)	First Name (Given Name)	Middle Initial	Date (mm/dd/yyyy)	

C. If the employee's previous grant of employment authorization has expired, provide the information for the document or receipt that establishes continuing employment authorization in the space provided below.

Document Title	Document Number	Expiration Date (if any) (mm/dd/yyyy)
----------------	-----------------	---------------------------------------

I attest, under penalty of perjury, that to the best of my knowledge, this employee is authorized to work in the United States, and if the employee presented document(s), the document(s) I have examined appear to be genuine and to relate to the individual.

Signature of Employer or Authorized Representative	Today's Date (mm/dd/yyyy)	Name of Employer or Authorized Representative
--	---------------------------	---

Employee's Withholding Certificate

Department of the Treasury
Internal Revenue Service

▶ Complete Form W-4 so that your employer can withhold the correct federal income tax from your pay.
▶ Give Form W-4 to your employer.
▶ Your withholding is subject to review by the IRS.

2020

Step 1: Enter Personal Information	(a) First name and middle initial Jonathan	Last name Paserman	(b) Social security number
	Address 56 Browne Street		▶ Does your name match the name on your social security card? If not, to ensure you get credit for your earnings, contact SSA at 800-772-1213 or go to www.ssa.gov .
	City or town, state, and ZIP code Brookline, MA, 024466		
	(c) <input checked="" type="checkbox"/> Single or Married filing separately <input type="checkbox"/> Married filing jointly (or Qualifying widow(er)) <input type="checkbox"/> Head of household (Check only if you're unmarried and pay more than half the costs of keeping up a home for yourself and a qualifying individual.)		

Complete Steps 2-4 ONLY if they apply to you; otherwise, skip to Step 5. See page 2 for more information on each step, who can claim exemption from withholding, when to use the online estimator, and privacy.

Step 2: Complete this step if you (1) hold more than one job at a time, or (2) are married filing jointly and your spouse also works. The correct amount of withholding depends on income earned from all of these jobs.

Multiple Jobs or Spouse Works Do only one of the following.

(a) Use the estimator at www.irs.gov/W4App for most accurate withholding for this step (and Steps 3-4); or

(b) Use the Multiple Jobs Worksheet on page 3 and enter the result in Step 4(c) below for roughly accurate withholding; or


(c) If there are only two jobs total, you may check this box. Do the same on Form W-4 for the other job. This option is accurate for jobs with similar pay; otherwise, more tax than necessary may be withheld ▶

TIP: To be accurate, submit a 2020 Form W-4 for all other jobs. If you (or your spouse) have self-employment income, including as an independent contractor, use the estimator.

Complete Steps 3-4(b) on Form W-4 for only ONE of these jobs. Leave those steps blank for the other jobs. (Your withholding will be most accurate if you complete Steps 3-4(b) on the Form W-4 for the highest paying job.)

Step 3: Claim Dependents	If your income will be \$200,000 or less (\$400,000 or less if married filing jointly):		
	Multiply the number of qualifying children under age 17 by \$2,000 ▶ \$ _____		
	Multiply the number of other dependents by \$500 ▶ \$ _____		
	Add the amounts above and enter the total here	3	\$ _____
Step 4 (optional): Other Adjustments	(a) Other income (not from jobs). If you want tax withheld for other income you expect this year that won't have withholding, enter the amount of other income here. This may include interest, dividends, and retirement income	4(a)	\$ _____
	(b) Deductions. If you expect to claim deductions other than the standard deduction and want to reduce your withholding, use the Deductions Worksheet on page 3 and enter the result here	4(b)	\$ _____
	(c) Extra withholding. Enter any additional tax you want withheld each pay period	4(c)	\$ _____

Step 5: Under penalties of perjury, I declare that this certificate, to the best of my knowledge and belief, is true, correct, and complete.

Sign Here ▶  ▶ **6/23/2020**
Employee's signature (This form is not valid unless you sign it.) Date

Employers Only	Employer's name and address	First date of employment	Employer identification number (EIN)

LISTS OF ACCEPTABLE DOCUMENTS

All documents must be UNEXPIRED

Employees may present one selection from List A
or a combination of one selection from List B and one selection from List C.

LIST A Documents that Establish Both Identity and Employment Authorization	OR	LIST B Documents that Establish Identity	AND	LIST C Documents that Establish Employment Authorization
<ol style="list-style-type: none"> 1. U.S. Passport or U.S. Passport Card 2. Permanent Resident Card or Alien Registration Receipt Card (Form I-551) 3. Foreign passport that contains a temporary I-551 stamp or temporary I-551 printed notation on a machine-readable immigrant visa 4. Employment Authorization Document that contains a photograph (Form I-766) 5. For a nonimmigrant alien authorized to work for a specific employer because of his or her status: <ol style="list-style-type: none"> a. Foreign passport; and b. Form I-94 or Form I-94A that has the following: <ol style="list-style-type: none"> (1) The same name as the passport; and (2) An endorsement of the alien's nonimmigrant status as long as that period of endorsement has not yet expired and the proposed employment is not in conflict with any restrictions or limitations identified on the form. 6. Passport from the Federated States of Micronesia (FSM) or the Republic of the Marshall Islands (RMI) with Form I-94 or Form I-94A indicating nonimmigrant admission under the Compact of Free Association Between the United States and the FSM or RMI 	OR	<ol style="list-style-type: none"> 1. Driver's license or ID card issued by a State or outlying possession of the United States provided it contains a photograph or information such as name, date of birth, gender, height, eye color, and address 2. ID card issued by federal, state or local government agencies or entities, provided it contains a photograph or information such as name, date of birth, gender, height, eye color, and address 3. School ID card with a photograph 4. Voter's registration card 5. U.S. Military card or draft record 6. Military dependent's ID card 7. U.S. Coast Guard Merchant Mariner Card 8. Native American tribal document 9. Driver's license issued by a Canadian government authority <li style="text-align: center;">For persons under age 18 who are unable to present a document listed above: 10. School record or report card 11. Clinic, doctor, or hospital record 12. Day-care or nursery school record 	AND	<ol style="list-style-type: none"> 1. A Social Security Account Number card, unless the card includes one of the following restrictions: <ol style="list-style-type: none"> (1) NOT VALID FOR EMPLOYMENT (2) VALID FOR WORK ONLY WITH INS AUTHORIZATION (3) VALID FOR WORK ONLY WITH DHS AUTHORIZATION 2. Certification of report of birth issued by the Department of State (Forms DS-1350, FS-545, FS-240) 3. Original or certified copy of birth certificate issued by a State, county, municipal authority, or territory of the United States bearing an official seal 4. Native American tribal document 5. U.S. Citizen ID Card (Form I-197) 6. Identification Card for Use of Resident Citizen in the United States (Form I-179) 7. Employment authorization document issued by the Department of Homeland Security

Examples of many of these documents appear in the Handbook for Employers (M-274).

Refer to the instructions for more information about acceptable receipts.

Married Filing Jointly or Qualifying Widow(er)

Higher Paying Job Annual Taxable Wage & Salary	Lower Paying Job Annual Taxable Wage & Salary											
	\$0 - 9,999	\$10,000 - 19,999	\$20,000 - 29,999	\$30,000 - 39,999	\$40,000 - 49,999	\$50,000 - 59,999	\$60,000 - 69,999	\$70,000 - 79,999	\$80,000 - 89,999	\$90,000 - 99,999	\$100,000 - 109,999	\$110,000 - 120,000
\$0 - 9,999	\$0	\$220	\$850	\$900	\$1,020	\$1,020	\$1,020	\$1,020	\$1,020	\$1,210	\$1,870	\$1,870
\$10,000 - 19,999	220	1,220	1,900	2,100	2,220	2,220	2,220	2,220	2,220	2,410	3,410	4,070
\$20,000 - 29,999	850	1,900	2,730	2,930	3,050	3,050	3,050	3,240	4,240	5,240	5,900	5,900
\$30,000 - 39,999	900	2,100	2,930	3,130	3,250	3,250	3,440	4,440	5,440	6,440	7,100	7,100
\$40,000 - 49,999	1,020	2,220	3,050	3,250	3,370	3,570	4,570	5,570	6,570	7,570	8,220	8,220
\$50,000 - 59,999	1,020	2,220	3,050	3,250	3,570	4,570	5,570	6,570	7,570	8,570	9,220	9,220
\$60,000 - 69,999	1,020	2,220	3,050	3,440	4,570	5,570	6,570	7,570	8,570	9,570	10,220	10,220
\$70,000 - 79,999	1,020	2,220	3,240	4,440	5,570	6,570	7,570	8,570	9,570	10,570	11,220	11,240
\$80,000 - 99,999	1,060	3,260	5,090	6,290	7,420	8,420	9,420	10,420	11,420	12,420	13,260	13,460
\$100,000 - 149,999	1,870	4,070	5,900	7,100	8,220	9,320	10,520	11,720	12,920	14,120	14,980	15,180
\$150,000 - 239,999	2,040	4,440	6,470	7,870	9,190	10,390	11,590	12,790	13,990	15,190	16,050	16,250
\$240,000 - 259,999	2,040	4,440	6,470	7,870	9,190	10,390	11,590	12,790	13,990	15,520	17,170	18,170
\$260,000 - 279,999	2,040	4,440	6,470	7,870	9,190	10,390	11,590	13,120	15,120	17,120	18,770	19,770
\$280,000 - 299,999	2,040	4,440	6,470	7,870	9,190	10,720	12,720	14,720	16,720	18,720	20,370	21,370
\$300,000 - 319,999	2,040	4,440	6,470	8,200	10,320	12,320	14,320	16,320	18,320	20,320	21,970	22,970
\$320,000 - 364,999	2,720	5,920	8,750	10,950	13,070	15,070	17,070	19,070	21,290	23,590	25,540	26,840
\$365,000 - 524,999	2,970	6,470	9,600	12,100	14,530	16,830	19,130	21,430	23,730	26,030	27,980	29,280
\$525,000 and over	3,140	6,840	10,170	12,870	15,500	18,000	20,500	23,000	25,500	28,000	30,150	31,650

Single or Married Filing Separately

Higher Paying Job Annual Taxable Wage & Salary	Lower Paying Job Annual Taxable Wage & Salary											
	\$0 - 9,999	\$10,000 - 19,999	\$20,000 - 29,999	\$30,000 - 39,999	\$40,000 - 49,999	\$50,000 - 59,999	\$60,000 - 69,999	\$70,000 - 79,999	\$80,000 - 89,999	\$90,000 - 99,999	\$100,000 - 109,999	\$110,000 - 120,000
\$0 - 9,999	\$460	\$940	\$1,020	\$1,020	\$1,470	\$1,870	\$1,870	\$1,870	\$1,870	\$2,040	\$2,040	\$2,040
\$10,000 - 19,999	940	1,530	1,610	2,060	3,060	3,460	3,460	3,460	3,640	3,830	3,830	3,830
\$20,000 - 29,999	1,020	1,610	2,130	3,130	4,130	4,540	4,540	4,720	4,920	5,110	5,110	5,110
\$30,000 - 39,999	1,020	2,060	3,130	4,130	5,130	5,540	5,720	5,920	6,120	6,310	6,310	6,310
\$40,000 - 59,999	1,870	3,460	4,540	5,540	6,690	7,290	7,490	7,690	7,890	8,080	8,080	8,080
\$60,000 - 79,999	1,870	3,460	4,690	5,890	7,090	7,690	7,890	8,090	8,290	8,480	9,260	10,060
\$80,000 - 99,999	2,020	3,810	5,090	6,290	7,490	8,090	8,290	8,490	9,470	10,460	11,260	12,060
\$100,000 - 124,999	2,040	3,830	5,110	6,310	7,510	8,430	9,430	10,430	11,430	12,420	13,520	14,620
\$125,000 - 149,999	2,040	3,830	5,110	7,030	9,030	10,430	11,430	12,580	13,880	15,170	16,270	17,370
\$150,000 - 174,999	2,360	4,950	7,030	9,030	11,030	12,730	14,030	15,330	16,630	17,920	19,020	20,120
\$175,000 - 199,999	2,720	5,310	7,540	9,840	12,140	13,840	15,140	16,440	17,740	19,030	20,130	21,230
\$200,000 - 249,999	2,970	5,860	8,240	10,540	12,840	14,540	15,840	17,140	18,440	19,730	20,830	21,930
\$250,000 - 399,999	2,970	5,860	8,240	10,540	12,840	14,540	15,840	17,140	18,440	19,730	20,830	21,930
\$400,000 - 449,999	2,970	5,860	8,240	10,540	12,840	14,540	15,840	17,140	18,450	19,940	21,240	22,540
\$450,000 and over	3,140	6,230	8,810	11,310	13,810	15,710	17,210	18,710	20,210	21,700	23,000	24,300

Head of Household

Higher Paying Job Annual Taxable Wage & Salary	Lower Paying Job Annual Taxable Wage & Salary											
	\$0 - 9,999	\$10,000 - 19,999	\$20,000 - 29,999	\$30,000 - 39,999	\$40,000 - 49,999	\$50,000 - 59,999	\$60,000 - 69,999	\$70,000 - 79,999	\$80,000 - 89,999	\$90,000 - 99,999	\$100,000 - 109,999	\$110,000 - 120,000
\$0 - 9,999	\$0	\$830	\$930	\$1,020	\$1,020	\$1,020	\$1,480	\$1,870	\$1,870	\$1,930	\$2,040	\$2,040
\$10,000 - 19,999	830	1,920	2,130	2,220	2,220	2,680	3,680	4,070	4,130	4,330	4,440	4,440
\$20,000 - 29,999	930	2,130	2,350	2,430	2,900	3,900	4,900	5,340	5,540	5,740	5,850	5,850
\$30,000 - 39,999	1,020	2,220	2,430	2,980	3,980	4,980	6,040	6,630	6,830	7,030	7,140	7,140
\$40,000 - 59,999	1,020	2,530	3,750	4,830	5,860	7,060	8,260	8,850	9,050	9,250	9,360	9,360
\$60,000 - 79,999	1,870	4,070	5,310	6,600	7,800	9,000	10,200	10,780	10,980	11,180	11,580	12,380
\$80,000 - 99,999	1,900	4,300	5,710	7,000	8,200	9,400	10,600	11,180	11,670	12,670	13,580	14,380
\$100,000 - 124,999	2,040	4,440	5,850	7,140	8,340	9,540	11,360	12,750	13,750	14,750	15,770	16,870
\$125,000 - 149,999	2,040	4,440	5,850	7,360	9,360	11,360	13,360	14,750	16,010	17,310	18,520	19,620
\$150,000 - 174,999	2,040	5,060	7,280	9,360	11,360	13,480	15,780	17,460	18,760	20,060	21,270	22,370
\$175,000 - 199,999	2,720	5,920	8,130	10,480	12,780	15,080	17,380	19,070	20,370	21,670	22,880	23,980
\$200,000 - 249,999	2,970	6,470	8,990	11,370	13,670	15,970	18,270	19,960	21,260	22,560	23,770	24,870
\$250,000 - 349,999	2,970	6,470	8,990	11,370	13,670	15,970	18,270	19,960	21,260	22,560	23,770	24,870
\$350,000 - 449,999	2,970	6,470	8,990	11,370	13,670	15,970	18,270	19,960	21,260	22,560	23,900	25,200
\$450,000 and over	3,140	6,840	9,560	12,140	14,640	17,140	19,640	21,530	23,030	24,530	25,940	27,240

General Instructions

Future Developments

For the latest information about developments related to Form W-4, such as legislation enacted after it was published, go to www.irs.gov/FormW4.

Purpose of Form

Complete Form W-4 so that your employer can withhold the correct federal income tax from your pay. If too little is withheld, you will generally owe tax when you file your tax return and may owe a penalty. If too much is withheld, you will generally be due a refund. Complete a new Form W-4 when changes to your personal or financial situation would change the entries on the form. For more information on withholding and when you must furnish a new Form W-4, see Pub. 505.

Exemption from withholding. You may claim exemption from withholding for 2020 if you meet both of the following conditions: you had no federal income tax liability in 2019 and you expect to have no federal income tax liability in 2020. You had no federal income tax liability in 2019 if (1) your total tax on line 16 on your 2019 Form 1040 or 1040-SR is zero (or less than the sum of lines 18a, 18b, and 18c), or (2) you were not required to file a return because your income was below the filing threshold for your correct filing status. If you claim exemption, you will have no income tax withheld from your paycheck and may owe taxes and penalties when you file your 2020 tax return. To claim exemption from withholding, certify that you meet both of the conditions above by writing "Exempt" on Form W-4 in the space below Step 4(c). Then, complete Steps 1(a), 1(b), and 5. Do not complete any other steps. You will need to submit a new Form W-4 by February 16, 2021.

Your privacy. If you prefer to limit information provided in Steps 2 through 4, use the online estimator, which will also increase accuracy.

As an alternative to the estimator: If you have concerns with Step 2(c), you may choose Step 2(b); if you have concerns with Step 4(a), you may enter an additional amount you want withheld per pay period in Step 4(c). If this is the only job in your household, you may instead check the box in Step 2(c), which will increase your withholding and significantly reduce your paycheck (often by thousands of dollars over the year).

When to use the estimator. Consider using the estimator at www.irs.gov/W4App if you:

1. Expect to work only part of the year;
2. Have dividend or capital gain income, or are subject to additional taxes, such as the additional Medicare tax;
3. Have self-employment income (see below); or
4. Prefer the most accurate withholding for multiple job situations.

Self-employment. Generally, you will owe both income and self-employment taxes on any self-employment income you receive separate from the wages you receive as an employee. If you want to pay these taxes through withholding from your wages, use the estimator at www.irs.gov/W4App to figure the amount to have withheld.

Nonresident alien. If you're a nonresident alien, see Notice 1392, Supplemental Form W-4 Instructions for Nonresident Aliens, before completing this form.

Specific Instructions

Step 1(c). Check your anticipated filing status. This will determine the standard deduction and tax rates used to compute your withholding.

Step 2. Use this step if you (1) have more than one job at the same time, or (2) are married filing jointly and you and your spouse both work.

Option (a) most accurately calculates the additional tax you need to have withheld, while option (b) does so with a little less accuracy.

If you (and your spouse) have a total of only two jobs, you may instead check the box in option (c). The box must also be checked on the Form W-4 for the other job. If the box is checked, the standard deduction and tax brackets will be cut in half for each job to calculate withholding. This option is roughly accurate for jobs with similar pay; otherwise, more tax than necessary may be withheld, and this extra amount will be larger the greater the difference in pay is between the two jobs.



Multiple jobs. Complete Steps 3 through 4(b) on only one Form W-4. Withholding will be most accurate if you do this on the Form W-4 for the highest paying job.

Step 3. Step 3 of Form W-4 provides instructions for determining the amount of the child tax credit and the credit for other dependents that you may be able to claim when you file your tax return. To qualify for the child tax credit, the child must be under age 17 as of December 31, must be your dependent who generally lives with you for more than half the year, and must have the required social security number. You may be able to claim a credit for other dependents for whom a child tax credit can't be claimed, such as an older child or a qualifying relative. For additional eligibility requirements for these credits, see Pub. 972, Child Tax Credit and Credit for Other Dependents. You can also include **other tax credits** in this step, such as education tax credits and the foreign tax credit. To do so, add an estimate of the amount for the year to your credits for dependents and enter the total amount in Step 3. Including these credits will increase your paycheck and reduce the amount of any refund you may receive when you file your tax return.

Step 4 (optional).

Step 4(a). Enter in this step the total of your other estimated income for the year, if any. You shouldn't include income from any jobs or self-employment. If you complete Step 4(a), you likely won't have to make estimated tax payments for that income. If you prefer to pay estimated tax rather than having tax on other income withheld from your paycheck, see Form 1040-ES, Estimated Tax for Individuals.

Step 4(b). Enter in this step the amount from the Deductions Worksheet, line 5, if you expect to claim deductions other than the basic standard deduction on your 2020 tax return and want to reduce your withholding to account for these deductions. This includes both itemized deductions and other deductions such as for student loan interest and IRAs.

Step 4(c). Enter in this step any additional tax you want withheld from your pay **each pay period**, including any amounts from the Multiple Jobs Worksheet, line 4. Entering an amount here will reduce your paycheck and will either increase your refund or reduce any amount of tax that you owe.

Step 2(b)—Multiple Jobs Worksheet *(Keep for your records.)*



If you choose the option in Step 2(b) on Form W-4, complete this worksheet (which calculates the total extra tax for all jobs) on **only ONE** Form W-4. Withholding will be most accurate if you complete the worksheet and enter the result on the Form W-4 for the highest paying job.

Note: If more than one job has annual wages of more than \$120,000 or there are more than three jobs, see Pub. 505 for additional tables; or, you can use the online withholding estimator at www.irs.gov/W4App.

- 1 **Two jobs.** If you have two jobs or you're married filing jointly and you and your spouse each have one job, find the amount from the appropriate table on page 4. Using the "Higher Paying Job" row and the "Lower Paying Job" column, find the value at the intersection of the two household salaries and enter that value on line 1. Then, **skip** to line 3 1 \$ 460

- 2 **Three jobs.** If you and/or your spouse have three jobs at the same time, complete lines 2a, 2b, and 2c below. Otherwise, skip to line 3.
 - a Find the amount from the appropriate table on page 4 using the annual wages from the highest paying job in the "Higher Paying Job" row and the annual wages for your next highest paying job in the "Lower Paying Job" column. Find the value at the intersection of the two household salaries and enter that value on line 2a 2a \$ _____
 - b Add the annual wages of the two highest paying jobs from line 2a together and use the total as the wages in the "Higher Paying Job" row and use the annual wages for your third job in the "Lower Paying Job" column to find the amount from the appropriate table on page 4 and enter this amount on line 2b 2b \$ _____
 - c Add the amounts from lines 2a and 2b and enter the result on line 2c 2c \$ _____

- 3 Enter the number of pay periods per year for the highest paying job. For example, if that job pays weekly, enter 52; if it pays every other week, enter 26; if it pays monthly, enter 12, etc. 3 _____

- 4 **Divide** the annual amount on line 1 or line 2c by the number of pay periods on line 3. Enter this amount here and in **Step 4(c)** of Form W-4 for the highest paying job (along with any other additional amount you want withheld) 4 \$ _____

Step 4(b)—Deductions Worksheet *(Keep for your records.)*



- 1 Enter an estimate of your 2020 itemized deductions (from Schedule A (Form 1040 or 1040-SR)). Such deductions may include qualifying home mortgage interest, charitable contributions, state and local taxes (up to \$10,000), and medical expenses in excess of 7.5% of your income 1 \$ _____

- 2 Enter: {
 - \$24,800 if you're married filing jointly or qualifying widow(er)
 - \$18,650 if you're head of household
 - \$12,400 if you're single or married filing separately
 } 2 \$ _____

- 3 If line 1 is greater than line 2, subtract line 2 from line 1. If line 2 is greater than line 1, enter "-0-" 3 \$ _____

- 4 Enter an estimate of your student loan interest, deductible IRA contributions, and certain other adjustments (from Part II of Schedule 1 (Form 1040 or 1040-SR)). See Pub. 505 for more information 4 \$ _____

- 5 **Add** lines 3 and 4. Enter the result here and in **Step 4(b)** of Form W-4 5 \$ _____

Privacy Act and Paperwork Reduction Act Notice. We ask for the information on this form to carry out the Internal Revenue laws of the United States. Internal Revenue Code sections 3402(f)(2) and 6109 and their regulations require you to provide this information; your employer uses it to determine your federal income tax withholding. Failure to provide a properly completed form will result in your being treated as a single person with no other entries on the form; providing fraudulent information may subject you to penalties. Routine uses of this information include giving it to the Department of Justice for civil and criminal litigation; to cities, states, the District of Columbia, and U.S. commonwealths and possessions for use in administering their tax laws; and to the Department of Health and Human Services for use in the National Directory of New Hires. We may also disclose this information to other countries under a tax treaty, to federal and state agencies to enforce federal nontax criminal laws, or to federal law enforcement and intelligence agencies to combat terrorism.

You are not required to provide the information requested on a form that is subject to the Paperwork Reduction Act unless the form displays a valid OMB control number. Books or records relating to a form or its instructions must be retained as long as their contents may become material in the administration of any Internal Revenue law. Generally, tax returns and return information are confidential, as required by Code section 6103.

The average time and expenses required to complete and file this form will vary depending on individual circumstances. For estimated averages, see the instructions for your income tax return.

If you have suggestions for making this form simpler, we would be happy to hear from you. See the instructions for your income tax return.

FORM
M-4

MASSACHUSETTS EMPLOYEE'S WITHHOLDING EXEMPTION CERTIFICATE

Rev. 11/19



Print full name Jonathan Pajerman
Print home address 56 Browne Street

Social Security no. 030-82-5974
City Brockline State MA Zip 02446

Employee:

File this form with your employer. Otherwise, Massachusetts Income Taxes will be withheld from your wages without exemptions.

Employer:

Keep this certificate with your records. If the employee is believed to have claimed excessive exemptions, the Massachusetts Department of Revenue should be so advised.

HOW TO CLAIM YOUR WITHHOLDING EXEMPTIONS

1. Your personal exemption. Write the figure "1." If you are age 65 or over or will be before next year, write "2"
 2. If married and if exemption for spouse is allowed, write the figure "4." If your spouse is age 65 or over or will be before next year and if otherwise qualified, write "5." See Instruction C.
 3. Write the number of your qualified dependents. See Instruction D.
 4. Add the number of exemptions which you have claimed above and write the total.
 5. Additional withholding per pay period under agreement with employer \$
- A. Check if you will file as head of household on your tax return.
 B. Check if you are blind. C. Check if spouse is blind and not subject to withholding.
 D. Check if you are a full-time student engaged in seasonal, part-time or temporary employment whose estimated annual income will not exceed \$8,000.

EMPLOYER: DO NOT withhold if Box D is checked.

I certify that the number of withholding exemptions claimed on this certificate does not exceed the number to which I am entitled.

Date 6/23/2020 Signed [Signature]

THIS FORM MAY BE REPRODUCED

THE COMMONWEALTH OF MASSACHUSETTS, DEPARTMENT OF REVENUE

A. Number. The more exemptions you claim on this certificate, the less tax withheld from your employer. If you claim more exemptions than you are entitled to, civil and criminal penalties may be imposed. However, you may claim a smaller number of exemptions without penalty. If you do not file a certificate, your employer must withhold on the basis of no exemptions.

If you expect to owe more income tax than will be withheld, you may either claim a smaller number of exemptions or enter into an agreement with your employer to have additional amounts withheld.

You should claim the total number of exemptions to which you are entitled to prevent excessive overwithholding, unless you have a significant amount of other income. Underwithholding may result in owing additional taxes to the Commonwealth at the end of the year.

If you work for more than one employer at the same time, you must not claim any exemptions with employers other than your principal employer.

If you are married and if your spouse is subject to withholding, each may claim a personal exemption.

B. Changes. You may file a new certificate at any time if the number of exemptions increases. You must file a new certificate within 10 days if the number of exemptions previously claimed by you decreases. For example, if during the year your dependent son's income indicates that you will not

provide over half of his support for the year, you must file a new certificate.

C. Spouse. If your spouse is not working or if she or he is working but not claiming the personal exemption or the age 65 or over exemption, generally you may claim those exemptions in line 2. However, if you are planning to file separate annual tax returns, you should not claim withholding exemptions for your spouse or for any dependents that will not be claimed on your annual tax return.

If claiming a spouse, write "4" in line 2. Entering "4" makes a withholding system adjustment for the \$4,400 exemption for a spouse.

D. Dependent(s). You may claim an exemption in line 3 for each individual who qualifies as a dependent under the Federal Income Tax Law. In addition, if one or more of your dependents will be under age 12 at year end, add "1" to your dependents total for line 3.

You are not allowed to claim "federal withholding deductions and adjustments" under the Massachusetts withholding system.

If you have income not subject to withholding, you are urged to have additional amounts withheld to cover your tax liability on such income. See line 5.

DIRECT DEPOSIT AUTHORIZATION *

National Bureau of Economic Research, Inc.

Name of employee requesting direct deposit: Jonathan Paserman

Bank Routing Number: 011000138

Account Number: 004666471749

Indicate: Checking or Saving Account

I hereby authorize the National Bureau of Economic Research, Inc., "NBER," to deposit payments to my account at the financial institution noted above, and to adjust any over deposit which is caused to be made to my account. I will not hold the financial institution named above liable for any erroneous deposits or adjustments made by the NBER.

Jonathan Paserman
Signature

6/23
Date

* If you need to deposit your pay to multiple accounts, please contact Mui Cheung in the payroll department for a multi-account form: (617) 588-1412, mcheung@nber.org

Statement Regarding the NBER Electronic Disclosures of Plan Information

To: Employees of the National Bureau of Economic Research, Inc. (the "NBER")
Date: December 30, 2014
RE: NBER Electronic Delivery of Information Regarding Pension, 403(b) Tax Deferred Annuity, Health, Welfare and Flexible Benefits Plans

Individuals entitled to receive benefits under the NBER pension, tax-deferred annuity, health, welfare and flexible benefits plans are also entitled to be furnished with certain documents required under Internal Revenue Service or ERISA rules (the Employee Retirement Income Security Act of 1974). These documents can be provided electronically.

Electronic delivery is a fast, efficient, and low-cost way to receive important plan information. It helps reduce the use of paper and it does not contribute to clutter at home or work. Electronic delivery is easy and ensures:

- secure access to important plan information
- ongoing ability to download information and print documents
- access to delivery options, including a return to paper document delivery, that can be updated at any time.

The NBER intends to provide all employee benefit plan notices required by the Internal Revenue Service or ERISA* by electronic delivery (as described below) if possible. This includes:

- any open enrollment forms
- any Summary Plan Description (SPD)
- any required Summaries of Material Modification (SMMs)
- the Summary Annual Reports (SAR)
- any documents required to be furnished under ERISA 104(b)(4) on request by a participant or beneficiary under the Plan or made available under ERISA 104(b)(2) to participants and beneficiaries under the Plan
- any Summary of Benefits and Coverage (SBC) and other notices required under the Affordable Care Act (ACA) to the extent the ACA permits electronic delivery, and
- Internal Revenue Service or ERISA required notices for other plan matters

*Participant statements, distribution and withholding forms and certain other notices will continue to be provided by NBER's plan service providers (TIAA-CREF and Vanguard).

Method of Electronic Delivery: In accordance with all applicable legal requirements, the NBER will email documents directly or provide notification of document availability with a direct link to access the materials. The NBER may provide certain documents in portable document format, often referred to as a PDF. Accessing such documents requires free Adobe Reader software, available at www.adobe.com. If any of these hardware or software requirements change in a way that creates a material risk that participants will no longer be able to access and retain electronically-transmitted documents, the NBER will provide notification to this effect along with a new consent form for electronic document delivery.

To elect to receive documents, participants must have Internet access and a valid email account. Accessing the Internet may involve online subscription charges collected from you by an Internet service provider, which charges are not reimbursable by the NBER. The NBER does not charge any fee for electronic document delivery.

Next Steps: To receive documents electronically, please do the following:

1. Complete and return the Consent to Receive the NBER Electronic Disclosures of Plan Information which is attached to this Statement or complete the consent form at nber.org/edpi. If you return the consent in paper format, NBER will send you an acknowledgement of your consent which you will be required to respond to by email. Please provide your name, address and an email address to which electronic documents should be sent. Your consent is entirely voluntary and may be withdrawn at any time by going to nber.org/edpi.
2. Please notify the NBER if you change your email address by visiting <http://www.nber.org/edpi>.

Right to a Paper Copy: Plan participants have a right to request and obtain a paper version of any electronically-transmitted document at no charge. Please contact the NBER by email (hr@nber.org), or by calling (617) 868-3900 (extension 484), to request a paper copy of any document.

An electronic delivery election remains effective until changed by the participant, or it must be changed as the result of service necessity (e.g., incorrect or non-working email address), or until the NBER notifies participants that it is no longer in effect. NBER will attempt to send each email notification twice to insure a successful delivery. If the last attempt is returned as undeliverable, the NBER will then temporarily revert to providing you at your last known address reflected in the NBER's records with paper versions of all electronic delivery documents until the relevant email address is updated.

CONSENT TO RECEIVE THE NBER ELECTRONIC DISCLOSURES OF PLAN INFORMATION

I have read and received the Statement Regarding the NBER Electronic Disclosures of Plan Information (the Statement) dated December 30, 2014. I fully understand the Statement.

I consent to receiving the type of documents described in the Statement by electronic means at the following email address: ypaserman@bu.edu. I understand that if my email address changes, I must promptly notify the NBER by going to http://www.nber.org/prefs/change_info.pl.

I confirm that I have the ability to access information in the electronic form that is described in the Statement. I understand that I will receive copies of the types of documents described in the Statement only in the electronic form described there unless I exercise my right to affirmatively request a paper copy of such document in the manner described in the Statement.

I understand that I can withdraw this consent at any time by going to nber.org/edpi and providing my name, mailing address and email address.

Participant Signature 

Please Print Participant Name Jonathan Paserman

Address 56 Browne Street, Brookline, MA, 02446

Phone Number 857-272-0184

Return this form to: NBER
HR Department, 4th Floor
1050 Massachusetts Avenue
Cambridge, MA 02138-5398
hr@nber.org

CERTIFICATION OF STUDENT STATUS
(To be completed for a student working on an F-1 visa)

This is to certify that Jonathan Paserman, a citizen of United States of America
(Student's Name)

is a lawfully enrolled, full-time student at Boston University
(College or University)

I further certify that I am a full-time faculty member of the above named institution. I am engaged in a research project which takes place on campus as part of my regular academic research activity. I propose to hire the above named student to perform on-campus research assistance for my research project. This work is an integral part of his/her educational program and will not be detrimental to his/her course of study. Employment in this capacity will not exceed twenty hours per week while the school is in session, but may be full-time when the school is not in session. Although this research project is administered by the National Bureau of Economic Research, I have been informed that employment as stated above qualifies as "on-campus" employment and conforms with Immigration and Naturalization Service regulations regarding this subject.

Faculty Signature

Date

NBER Signature

Date

NBER
MEMORANDUM

To : Project Investigators
From : Mui Cheung, Payroll
Re : New Research Assistant

You have proposed to hire a foreign student as your Research Assistant. This memo is to remind you that students on F-1 Visas are only authorized by the INS to work 20 hours per week, on campus, while school is in session. The NBER work week is from Sunday to Saturday. Please help us comply with this regulation by limiting your Research Assistant's hours to 20 per week during the semester. Foreign students are authorized to work full-time during school breaks. If you have any questions please call me at (617)588-1412.

Thank you.

NATIONAL BUREAU OF ECONOMIC RESEARCH, INC.

1050 MASSACHUSETTS AVENUE, CAMBRIDGE, MASSACHUSETTS 02138-5398

Tel: (617) 868-3900 Fax: (617) 868-2742 www.nber.org

TO: Employees of the National Bureau of Economic Research, Inc. ("NBER")
DATE: September 26, 2013
RE: New Insurance Marketplace Coverage Options

As you may already be aware, the federal health insurance reform law (Affordable Health Care Act or ACA) created new options for individuals and families to purchase health insurance from a federal or state-run insurance exchange, also known as the Health Insurance Marketplace. The law requires that we provide the attached notice which explains the Marketplace in more detail.

Additional information about the Health Insurance Marketplace, which becomes available on October 1, 2013, can be found at HealthCare.gov.

IMPORTANT: The attached Exchange Notice does not change your current health insurance plan election at the NBER, or the cost of this plan.

Should you have questions regarding any of the enclosed information, please contact Diane Birnbaum in the NBER Benefits Department at hr@nber.org or (617) 868 3900 x484.

Thank you.



New Health Insurance Marketplace Coverage Options and Your Health Coverage

Form Approved
OMB No. 1210-0149
(expires 11-30-2013)

PART A: General Information

When key parts of the health care law take effect in 2014, there will be a new way to buy health insurance: the Health Insurance Marketplace. To assist you as you evaluate options for you and your family, this notice provides some basic information about the new Marketplace and employment-based health coverage offered by your employer.

What is the Health Insurance Marketplace?

The Marketplace is designed to help you find health insurance that meets your needs and fits your budget. The Marketplace offers "one-stop shopping" to find and compare private health insurance options. You may also be eligible for a new kind of tax credit that lowers your monthly premium right away. Open enrollment for health insurance coverage through the Marketplace begins in October 2013 for coverage starting as early as January 1, 2014.

Can I Save Money on my Health Insurance Premiums in the Marketplace?

You may qualify to save money and lower your monthly premium, but only if your employer does not offer coverage, or offers coverage that doesn't meet certain standards. The savings on your premium that you're eligible for depends on your household income.

Does Employer Health Coverage Affect Eligibility for Premium Savings through the Marketplace?

Yes. If you have an offer of health coverage from your employer that meets certain standards, you will not be eligible for a tax credit through the Marketplace and may wish to enroll in your employer's health plan. However, you may be eligible for a tax credit that lowers your monthly premium, or a reduction in certain cost-sharing if your employer does not offer coverage to you at all or does not offer coverage that meets certain standards. If the cost of a plan from your employer that would cover you (and not any other members of your family) is more than 9.5% of your household income for the year, or if the coverage your employer provides does not meet the "minimum value" standard set by the Affordable Care Act, you may be eligible for a tax credit.¹

Note: If you purchase a health plan through the Marketplace instead of accepting health coverage offered by your employer, then you may lose the employer contribution (if any) to the employer-offered coverage. Also, this employer contribution—as well as your employee contribution to employer-offered coverage—is often excluded from income for Federal and State income tax purposes. Your payments for coverage through the Marketplace are made on an after-tax basis.

How Can I Get More Information?

For more information about your coverage offered by your employer, please check your summary plan description or contact [Diane Bimbaum, Human Resources Administrator, hr@nber.org](mailto:Diane.Bimbaum@nber.org).

The Marketplace can help you evaluate your coverage options, including your eligibility for coverage through the Marketplace and its cost. Please visit HealthCare.gov for more information, including an online application for health insurance coverage and contact information for a Health Insurance Marketplace in your area.

¹ An employer-sponsored health plan meets the "minimum value standard" if the plan's share of the total allowed benefit costs covered by the plan is no less than 60 percent of such costs.

The information below corresponds to the Marketplace Employer Coverage Tool. Completing this section is optional for employers, but will help ensure employees understand their coverage choices.

13. Is the employee currently eligible for coverage offered by this employer, or will the employee be eligible in the next 3 months?

Yes (Continue)

13a. If the employee is not eligible today, including as a result of a waiting or probationary period, when is the employee eligible for coverage? _____ (mm/dd/yyyy) (Continue)

No (STOP and return this form to employee)

14. Does the employer offer a health plan that meets the minimum value standard*?

Yes (Go to question 15) No (STOP and return form to employee)

15. For the lowest-cost plan that meets the minimum value standard* offered **only to the employee (don't include family plans): If the employer has wellness programs, provide the premium that the employee would pay if he/ she received the maximum discount for any tobacco cessation programs, and didn't receive any other discounts based on wellness programs.**

a. How much would the employee have to pay in premiums for this plan? \$ _____

b. How often? Weekly Every 2 weeks Twice a month Monthly Quarterly Yearly

If the plan year will end soon and you know that the health plans offered will change, go to question 16. If you don't know, STOP and return form to employee.

16. What change will the employer make for the new plan year?

Employer won't offer health coverage

Employer will start offering health coverage to employees or change the premium for the lowest-cost plan available only to the employee that meets the minimum value standard.* (Premium should reflect the discount for wellness programs. See question 15.)

a. How much will the employee have to pay in premiums for that plan? \$ _____

b. How often? Weekly Every 2 weeks Twice a month Monthly Quarterly Yearly

Date of change (mm/dd/yyyy): _____

* An employer-sponsored health plan meets the "minimum value standard" if the plan's share of the total allowed benefit costs covered by the plan is no less than 60 percent of such costs (Section 36B(c)(2)(C)(ii) of the Internal Revenue Code of 1986)

PART B: Information About Health Coverage Offered by Your Employer

This section contains information about any health coverage offered by your employer. If you decide to complete an application for coverage in the Marketplace, you will be asked to provide this information. This information is numbered to correspond to the Marketplace application.

3. Employer name National Bureau of Economic Research, Inc.		4. Employer Identification Number (EIN) 13-1641075	
5. Employer address 1050 Massachusetts Avenue		6. Employer phone number 617-868-3900	
7. City Cambridge	8. State MA	9. ZIP code 02138-5398	
10. Who can we contact about employee health coverage at this job? Diane Birnbaum, Human Resources Administrator			
11. Phone number (if different from above)		12. Email address hr@nber.org	

Here is some basic information about health coverage offered by this employer:

- As your employer, we offer a health plan to:
 - All employees.
 - Some employees. Eligible employees are:
Salaried Employees who regularly work 24 or more hours per week and MA based Hourly Research Staff who work 30 hours per week and were hired with the expectation that their employment would last at least 5 months
 - With respect to dependents:
 - We do offer coverage. Eligible dependents are:
Spouses and dependent children up to age 26
 - We do not offer coverage.
 - If checked, this coverage meets the minimum value standard, and the cost of this coverage to you is intended to be affordable, based on employee wages.
- ** Even if your employer intends your coverage to be affordable, you may still be eligible for a premium discount through the Marketplace. The Marketplace will use your household income, along with other factors, to determine whether you may be eligible for a premium discount. If, for example, your wages vary from week to week (perhaps you are an hourly employee or you work on a commission basis), if you are newly employed mid-year, or if you have other income losses, you may still qualify for a premium discount.

If you decide to shop for coverage in the Marketplace, HealthCare.gov will guide you through the process. Here's the employer information you'll enter when you visit HealthCare.gov to find out if you can get a tax credit to lower your monthly premiums.

